



DEDICATED DEVELOPMENT

2010



LAUNCH PAPER

VAPOR

RACE EM OR CHASE EM

VISIT GASTRAS.COM

2010



VAPOR



C3



C1

C2

C4

VAPOR
TECHNORA

"Secret Weapon"

The 2010 Vapor more than surpasses its historic expectation of excellence. Designed around the demands of the best racers on the planet, **Dan Kaseler** has created the brainchild of **Kevin Pritchard, Ross Williams, Arnon Dagon, and Cedric Bordes**, each a living legend with irrefutable expertise. Gaastra R&D continues to move forward and upward, as 2009 PWA vice-slalom world champion and former speed world record holder **Finian Maynard** has signed on to race with the Gaastra 2010 International team.

This years Vapor underwent a complete overhaul. The **Inset Clew** shortens the boom, provides effortless acceleration, and higher performance in disturbed wind and choppy conditions. The **Inset Clew** provides automatic depower control in puffs, by allowing the battens to twist open behind the boom. Normally, in a gust the center of effort moves backward and the draft increases making the sail feel backhanded, and unwieldy. This invention stabilizes the draft depth and holds the center of effort forward keeping the power in your hands where it belongs.

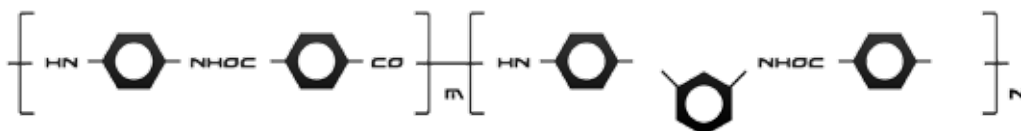
Unlike competitors, our **Inset Clew** repositions the boom and **center of effort** without compromising the outline. This allows the battens above and below the boom to react to the automatic depower this feature provides. Keeping the area beneath the back of the boom prevents us from needing to put that area somewhere else. Furthermore, this helps maintain a low and easily controlled **center of effort**. A protective silica bead around the inside of the opening and a maintenance free mini-batten beneath it guarantee smooth shape and infinite longevity.

A new **low aspect-ratio outline** and **fuller profiles** maximize low-end performance and collaborate with the **Inset Clew** to make **early planing** a certainty without any sacrifice to top-end speed. The 2010 Vapor features an improved finer entry and narrower head for certain control at **top speed**. Shape is more stable than ever as this model boasts a **wider luff panel** and a **5th camber** (in sizes 6.7-12.0) to push shape control even higher.

A new **neoprene boom opening fairing** prevents the sock from filling with water and optimizes aerodynamics. A **wider sock** makes rigging and rotating easier than ever before. This iteration of the Vapor grew significantly in only one year and this is the best time ever to own one. The 2010 Vapor is the fastest sail around any racecourse and a certain route to the podium whether you race in the PWA or at your local beach.

The 2010 Vapor is available in a **standard monofilm** model as well as a high performance PWA registered **Technora Laminate** model. Constructing an already superior sail of this futuristic materiel raises it to the pinnacle of windsurfing technology. The 2010 Vapor TL remains entirely unmatched.

Vapor Technora Laminate: Built on a fiber that is weight for weight 8 times stronger than steel

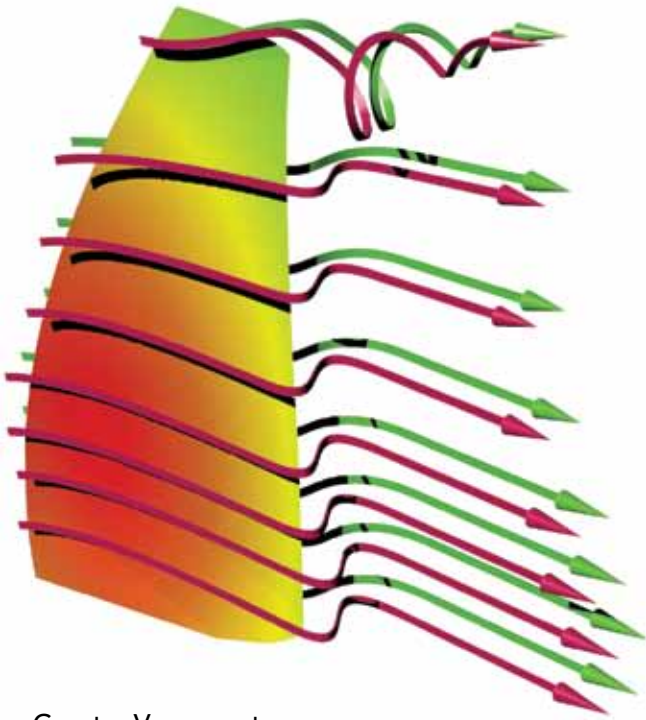


Technora® is a para-aramid fiber characterized by relatively rigid polymer chains of relatively low molecular weight linked by strong hydrogen bonds that transfer mechanical stress. With a strength ratio 3 times stronger than monofilm, Technora® sailcloth enables Gaastra to reduce weight aloft, while radically increasing stretch resistance. Locked solid, even the biggest gusts won't distort your sail shape. Worried about durability of this space age material? Rest assured Technora® has been chosen very carefully by the Gaastra development team. Originally proven by the most high-tech yachts on the planet, Technora® sailcloth is a step up from most in the aramid family, as it shows little loss of strength even after cyclical flexing and stretching. Simply put, no other fiber in the marketplace has such a perfect balance of durability and low-stretch, lightweight performance.

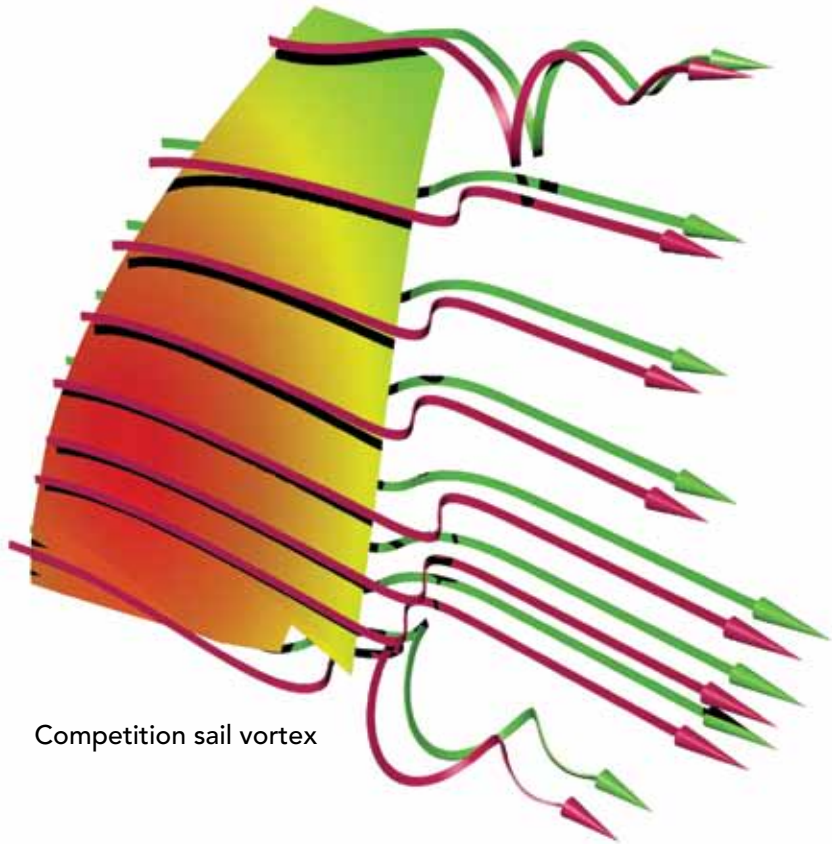
Lighter than monofilm, and lower stretch! Nothing can lock in sail shape better than stepping up the skin material. The lighter total rig weight reduces inertia and increases breakneck acceleration. At the same time the low stretch aspect makes sure profiles stay locked and loaded.

2010

We designed the Inset Clew to take advantage of a **shorter boom** without compromising the sails **aerodynamics**. As sails generate lift, high pressure air from the windward side of the sail tends to move towards the lower pressure air on the leeward side as it clears the **trailing edge**. Because of this, air at the head of the sail tends to go from the windward side to the leeward side over the top of the sail creating a **tip vortex**. This vortex creates **drag** that slows the sail down. Competing brands achieve **inward clew position** by cutting away the leech and foot of the sail beneath the boom **creating another wingtip vortex**. We've designed the **Inset Clew** without cutting away any more than is necessary to fit the boom. The wind exits the trailing edge cleanly and **no additional tip vortex** forms.



Gastra Vapor vortex



Competition sail vortex

Inset Clew details



Interview with Dan Kaseler

Dan, this is a mighty impressive sail you have going here... tell us more about the new boom cutout and how it works!

You might wonder why the tail of the boom is really at the very top of the cutout hole when the sail is rigged, but not yet sailed....it's because when windsurfing the rider pulls down on the boom just by the nature of the way everything loads meaning when you are actually sailing, the boom is closer to the center of the hole at the boom. If you go for some negative outhaul, then the boom moves all the way near the bottom of the 'inset clew' hole so this cutaway space really serves a purpose.

This looks like technology that has not yet been seen before...

Yeah, we have been going crazy with this new creation! All the tricks are coming out of the bag! Check out the special non-removable, non-adjustable mini batten that sits just below the cutout. It makes sure that the load is spread evenly and no wrinkles develop from the design. It is oriented parallel to the main battens, not parallel to the bottom edge of the cutout, as you might expect. This orientation makes sure that the sail can be comfortably rolled.

How about the number of battens and cams- looks like you have different numbers for different sizes?

Yes, I like to keep the proportions optimized for different luff lengths. The 6.7-12.0 all have 5 cams this year. This is up from 4 cams in 09. This ensures better profiles, especially near that top cam, where last year there was a bumpy knuckle on the leeward side of the sock.

Batten count is the same as last year....6.7-12.0 all have 8, while the smaller sizes have just 7.

So what can we expect from this new machine?

Well there is so much going on - all the team guys were asking for more acceleration, better top end, earlier planing.....we had a lot to accomplish so we stepped up to the plate and went to work. The new outline gives us more bottom end from the longer boom area (boom spec is shorter due to 'inset clew'). The head is much narrower and this gives us better top end speed and control. We leaned out the entry and pushed the draft back - this has made a huge performance increase! The sails pump onto a plane, glide through the gusts and continuously accelerate!

What more can you ask for...

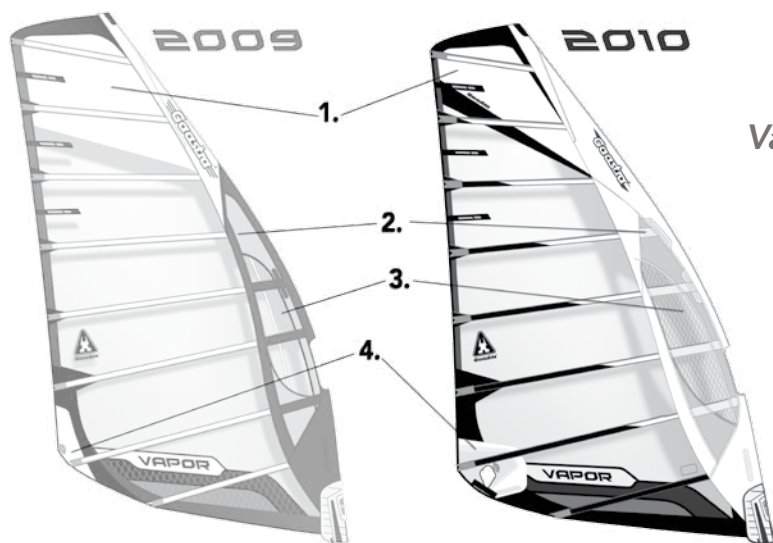


length: 230 cm // width: 100.5 cm // volume: 156 l
available in "Standard" & "Pro TE" version

Size	Kg	Mast	IMCS	Luff	Boom	Base	Batten	Head / Top	Cams	Recommended Mast
5.0	5.1	400	19	406	158	6	7	Fixed	4	Gaastra 100 RDM
5.5	5.3	400	19	420	170	20	7	Fixed	4	Gaastra 100 RDM
6.0	5.6	430	21	434	179	4	7	Fixed	4	Gaastra 100 RDM
6.7	6.1	460	25	461	190	1	8	Fixed	5	Gaastra 100 SDM
7.6	6.8	460	25	480	207	20	8	Fixed	5	Gaastra 100 SDM
8.4	7.2	490	29	493	222	3	8	Fixed	5	Gaastra 100 SDM
9.3	7.7	490	29	513	237	23	8	Fixed	5	Gaastra 100 SDM
10.0	8.3	520	34	538	245	18	8	Fixed	5	Gaastra 100 SDM
11.0	8.6	550	37	556	256	6	8	Fixed	5	Gaastra 100 SDM
12.0	9.0	550	37	584	269	34	8	Fixed	5	Gaastra 100 SDM

Compatible with other masts that are equal in length and IMCS, including standard diameter masts.
Available in "Monofilm" and "Technora Laminate" version.

2010




Vapor 2009 vs. 2010

1. Much narrower head for better top end speed and control

2. More Battens/Cams to ensure better profile

3. Wider luff panel for easier rigging and better shaping characteristics

4. Much longer boom for more low end and **more forward center of effort** due to **inset cut out Clew** in Vapor 2010



Controlled and forwarded **center of effort** due to **inset cut out Clew** in Vapor 2010



Center of effort in Vapor 2009

DESIGN DEVELOPMENT

- **Unique Inset clew- shortens boom length** while keeping the sail outline efficient and aerodynamic
- **Wider luff panel** for easier rigging and better shaping characteristics
- **Wide sock technology**
- **Easy rigging snap on style**
- **New view windows** tough luff socks for improved visibility
- **Locked in cam shape for top end control**
- **Drop tack design** for "closing the gap"
- **Triangulated load bearing panel layout** gives the most strength to weight ratio

Edited by Foxit Reader
Copyright(C) by Foxit Software Company,2005-2008
For Evaluation Only.

